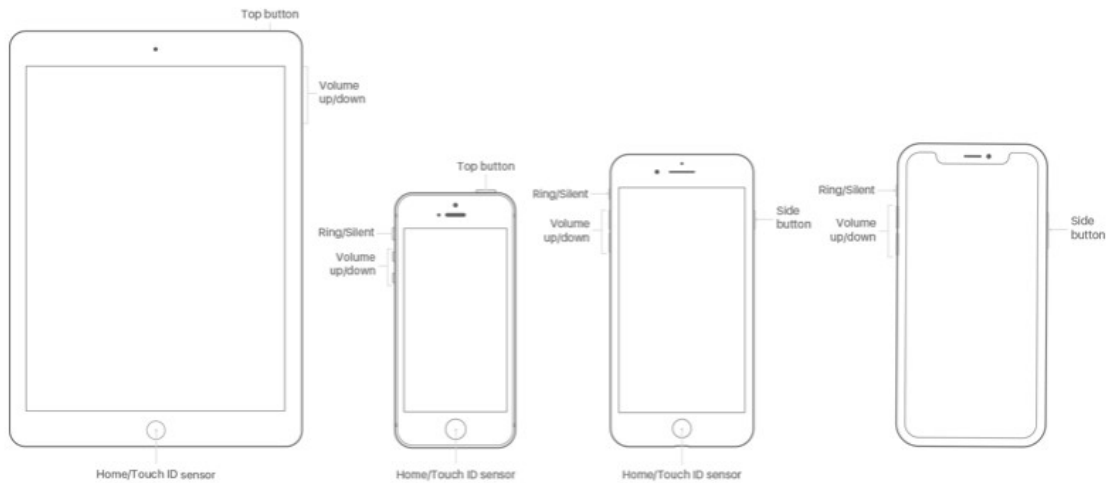


## Apple Mobile Device Functionality

- **Turn Device Off:** simultaneously press and hold side button and either volume button until the slider appears. Then slide to power off.
- To put your iPhone to sleep, press the side button.



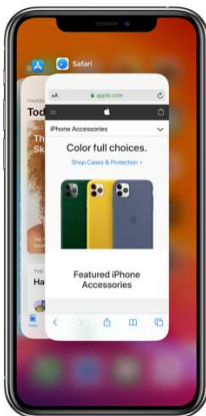
### Volume:

- Press either volume button to adjust volume level.
- Push the Ring/Silent button to mute or unmute your volume.

### Screenshot:

- iPhone X or newer: Quickly press and release the side button and the volume up button at the same time.
- iPhone 8 or older: Simultaneously press the side button and the home button.

## Multitasking



- **iPhone X and newer:** Swipe up from the bottom of the screen and pause. If you're in an application, swipe right along the bottom edge of the screen to switch to another app.
- **iPhone 8 and older:** Quickly press the Home button twice to access Multitask view

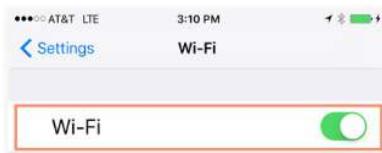

## Search




- **iPhone X or newer:** To quickly find anything on your device and on the web, swipe down from the middle of the screen.
- **iPhone 8 or older:** Swipe right to access the search menu.

## Wi-Fi

- To turn Wi-Fi on or off:
  1. Tap the Settings icon on the Home screen.
  2. The settings will appear. Tap Wi-Fi.
  3. Next to Wi-Fi, tap the control to turn it on or off.





- You can also use the Control Center to turn Wi-Fi on or off



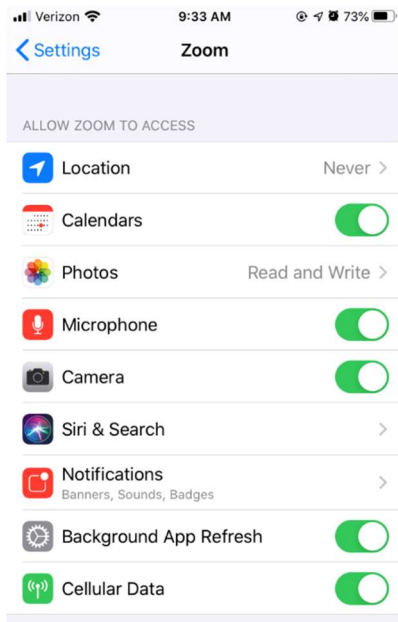
- Airplane mode will turn off Wi-Fi and data

## Install Applications

- To download applications onto an Apple device, go to the **App Store**. Look for applications in the Apps tab or by Searching.



- **iPhone X and newer:** After selecting an app in the App Store, double-click the side button to install it.



Give applications access to your microphone and camera by tapping the control to turn it on or off.

### Navigation




#### **iPhone X and Newer:**

- To go to the Home screen at any time, swipe up from the bottom edge of the screen.
- To access your Control Center, swipe down from the upper-right corner of the screen.

#### **iPhone 8 or older:**

- To access your Control Center, swipe up from the middle of the screen.

### Using Safari (Web Browser)



Enter the Website name here and then press **go**.

Use this icon to view other websites accessed in tabs.