

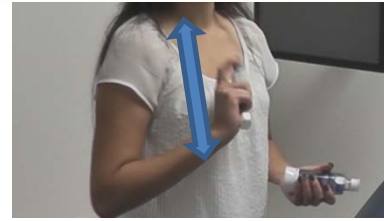
## Inhaler with Spacer



1. Wash your hands



2. Take the cap off the inhaler




3. Shake the inhaler



4. Attach inhaler to spacer




5. Take the cap off the spacer and check for any small objects




6. Breathe **OUT** all the way




7. Close lips firmly around mouthpiece



8. Press down here



9. Breath **IN** slow and deep



10. Hold breath for 10 seconds . Then breathe out slowly

Wait **1:00** minute

If you need another puff of medicine, wait 1 minute shake the inhaler and then repeat steps 6,7,8,9 and 10



Rinse with water and spit out after daily controller medicine

# Important information from



## Inhaler with Spacer and Mask



1. Wash your hands



2. Take the cap off the inhaler



3. Shake the inhaler



4. Remove the cap from the spacer and check for any loose objects inside



5. Attach the inhaler and mask to the spacer



6. Stand or sit up straight, place mask over nose and mouth forming a tight seal



7. Press the spacer down here. This puts the medicine in the spacer



8. Breathe **IN** and **OUT** six times

Wait **1:00** minute

If you need another puff of medicine, wait 1 minute, shake inhaler then repeat steps 6,7 and 8



Rinse with water and spit out after daily controller medicine

Reviewed 3/2017